


PHOTOLUMINESCENT (GLOW-IN-THE-DARK) SIGNS
SABS APPROVED SANS SPEC 1186 PART 5



TEL:011-837-5847/011-493-3603

FAX:011-493-3607

PROHIBITORY (Don't)



Shape: Circular (annular or disc)
Colour: White & Red Borderline &
oblique diametral line
Pictogram: Black

- PV 1 - Smoking prohibited
- PV 2 - Fire & open flames prohibited
- PV 3 - Thoroughfare for pedestrians prohibited
- PV 4 - Water prohibited as extinguishing agent
- PV 5 - Drinking of this water is prohibited
- PV 6 - Proceeding beyond this point prohibited
- PV 7 - Cycling prohibited
- PV 8 - Carrying of long material prohibited
- PV 9 - Hand trolleys prohibited
- PV 10 - Tractors & fork-lifts prohibited beyond this point
- PV 11 - Use of compressed air to dust body prohibited
- PV 12 - Loose clothing, ties, jewellery & unconfined long hair prohibited
- PV 13 - Dumping prohibited
- PV 14 - No stacking, do not obstruct
- PV 15 - No entry for heavy vehicles
- PV 16 - No entry for vehicles
- PV 17 - Locomotives prohibited beyond this point
- PV 18 - Wearing of safety helmets prohibited
- PV 19 - Carrying of fire-arms prohibited
- PV 20 - Dogs prohibited
- PV 21 - Cameras prohibited
- PV 22 - Alcohol prohibited
- PV 23 - Littering prohibited
- PV 24 - Swimming prohibited
- PV 25 - Fishing prohibited
- PV 26 - Lighters & open flames prohibited
- PV 27 - Cellphone prohibited
- PV 28 - Drain pollution prohibited
- PV 29 - Lifting on fork-lifts prohibited
- PV 30 - Lifting on trolleys prohibited
- PV 31 - Handbags prohibited
- PV 32 - Drilling prohibited
- PV 33 - Grinding prohibited
- PV 34 - Drugs prohibited
- PV 35 - Do not clean or oil while in motion
- PV 36 - No loud music
- PV 37 - No roller skates
- PV 38 - Hard hats prohibited



INFORMATION (General)



*Shape: Square
Colour: Green
Pictogram: White*

- GA 1 - First-aid equipment
- GA 2 - General direction
- GA 3 - Direction to escape route
- GA 4 - Direction to escape route
- GA 5 - Manned first-aid station
- GA 6 - Drinking water
- GA 7 - Blasting point
- GA 8 - Travelling way
- GA 9 - Refuelling point
- GA 10 - Ladies toilet
- GA 11 - Gents toilet
- GA 12 - Refuge chamber
- GA 13 - Telephone
- GA 14 - Waiting place
- GA 15 - Emergency telephone
- GA 16 - Electric isolator switch
- GA 17 - Stairs going down
- GA 18 - Stairs going up
- GA 19 - Eye - wash
- GA 20 - Safety shower
- GA 21 - Location of bomb bag
- GA 22 - Allocated to or accessible to wheelchair
- GA 24 - Breathing apparatus
- GA 25 - Shelter in place
- GA 26 - Emergency assembly point
- GA 27 - Tap for washing hands
- GA 28 - Helicopter pad
- GA 29 - Emergency stop
- GA 30 - Life buoy



GA 1



GA 2



GA 3



GA 4



GA 5



GA 6



GA 7



GA 8



GA 9



GA 10



GA 11



GA 12



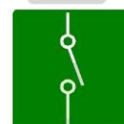
GA 13



GA 14



GA 15



GA 16



GA 17



GA 18



GA 19



GA 20



GA 21



GA 22



GA 24



GA 25



GA 26



GA 27



GA 28



GA 29



GA 30

MANDATORY (Do)



*Shape: Circular (disc)
Colour: Blue
Pictogram: White*

- MV 1 – Eye protection shall be worn
- MV 2 – Respiratory protection shall be worn
- MV 3 – Head protection shall be worn
- MV 4 – Hearing protection shall be worn
- MV 5 – Hand protection shall be worn
- MV 6 – Foot & leg protection against liquids shall be worn
- MV 7 – Foot protection against crushing shall be worn
- MV 9 – Apron shall be worn
- MV 10 – Face protection shall be worn
- MV 11 – Air supplied hood shall be worn
- MV 12 – Dust mask shall be worn
- MV 13 – Air extraction shall be used
- MV 14 – Keep area clean
- MV 15 – Screening shall be used
- MV 16 – Safety cage shall be used
- MV 17 – Carbon monoxide gas monitor shall be worn
- MV 18 – Full body harnesses & lifelines shall be worn
- MV 19 – Hearing protection shall be worn (Muffs or Earplugs)
- MV 20 – Overalls shall be worn (One piece or two piece)
- MV 21 – Lab coats shall be worn
- MV 22 – Foot spats shall be worn
- MV 23 – Full welding gear shall be worn
- MV 24 – Thermal suit shall be worn
- MV 25 – Reflective jacket shall be worn
- MV 26 – Hair nets shall be worn
- MV 27 – Conductive shoes to be worn



MV 1



MV 2



MV 3



MV 4



MV 5



MV 6



MV 7



MV 9



MV 10



MV 11



MV 12



MV 13



MV 14



MV 15



MV 16



MV 17



MV 18



MV 19



MV 20



MV 21



MV 22



MV 23



MV 24



MV 25



MV 26



MV 27

**(150 x 150)mm NATURAL ANODISED ENGRAVED SIGNS
WITH COUNTER-SUNK HOLES.
ALSO AVAILABLE IN BRASS, PERSPEX AND
OTHER ENGRAVING LAMINATES.**



sales@suresigns.co.za

Murray & Roberts **Murray & Roberts Construction (Pty) Ltd**
SAFETY STATISTICS

PERIOD FROM: **TO:**

TOTAL MAN HOURS FOR PERIOD
MANHOURS WITHOUT LTI
TARGET MANHOURS WITHOUT LTI
REMAINING MANHOURS TOWARDS TARGET
12 MONTH ROLLING LTIFR
CURRENT MONTH LTIFR
LAST TRANSPORTATION INCIDENT
LAST FULL SYSTEM AUDIT

A safe workplace is your RIGHT ! Let's make it happen together!



SCAFFOLD INSPECTION TAG
SIDE A INSERT



HOLDER



NEW STUDENT ACCOMMODATION FOR UNIVERSITY OF THE WITWATERSRAND

	CLIENT University of the Witwatersrand
	DEVELOPERS Crowie Projects
	Syfin Management Services Joint Venture
	ARCHITECTS Boogertman + Partners Architects
	PROJECT MANAGER Focus Project Management
	QUANTITY SURVEYORS De Leeuw Group
	DDP Quantity Surveyors
	CONSULTING ENGINEERS PD Naidoo & Associates
	FIRE CONSULTANT Chimera Fire Protection Consultants
	WET SERVICES CONSULTANT Ramsden Consulting
	TOWN PLANNER Tinie Bezuidenhout & Associates
	CONTRACTOR Tri-Star Construction
	Enza Construction Joint Venture

TEL:011-837-5847/011-493-3603

FAX:011-493-3607

sales@suresigns.co.za

WASTE MANAGEMENT

Reduce waste and the depletion of natural resources through the implementation of integrated effective management systems.



Hazardous Waste
Must be disposed of in the correct containers
DO NOT MIX HAZARDOUS WASTE WITH GENERAL WASTE



General Waste
Throw rubbish into the correct containers
DO NOT LITTER!



**REUSE
REDUCE
RECYCLE
ZERO Waste**
Use alternative products that can be recycled or reused, and that will eliminate waste generation
OPTIMAL RESOURCE UTILISATION

HAZARDOUS LIQUID WASTE

- Waste grease
- Waste oil (non-recyclable)
- Oily sludge

SCRAP METAL & RUBBER

- Ferrous metals
- Non ferrous metals
- Scrap electrical cable
- Rubber pipe bands
- Tyres

GENERAL DOMESTIC WASTE

- Food Residues
- Food Packaging
- Paper Toweling
- Glass
- Plastic

"A CLEAN MINE IS A HAPPY MINE"

NO UNAUTHORISED ENTRY TRESPASSERS WILL BE PROSECUTED



NO SWIMMING



NO DRINKING WATER

DANGER



NO FISHING



NO WASHING OF CLOTHES


TOOLS & SAFETY EQUIPMENT FOR A TIP LO MPAHLA LO YENA JOBISA LAPHA TIP








AVIKONA KWELA PEZULU KA LO MABANDE



**DO NOT
RIDE ON
CONVEYORS**


BATTERY BAY

ELECTRICAL BATTERY BAY PROCEDURE IN CASE OF FIRE

1. IMMEDIATELY NOTIFY THE ENGINEER, FOREMAN ELECTRICIAN, ELECTRICIAN
2. THE RESPONSIBLE PERSON (ENGINEER, FOREMAN ELECTRICIAN OR ELECTRICIAN) MUST SATISFY HIMSELF THAT THE POWER HAS BEEN CUT OFF AND THEN IMMEDIATELY PUT INTO USE THE FIRE EXTINGUISHERS

WATER MUST NEVER BE USED SHOULD ONE EXTINGUISHER NOT QUENCH THE FIRE COMPLETELY, ANY OTHER FIRE EXTINGUISHER CAN BE TAKEN TO QUENCH THE FIRE. NO POWER MAY BE SWITCHED ON UNTIL AUTHORITY TO DO SO HAS BEEN GIVEN BY THE ENGINEER OR FOREMAN ELECTRICIAN.

FIRST AID PROCEDURES
CARDIO PULMONARY RESUSCITATION
FIRST AID TREATMENT FOR ELECTRICAL ACCIDENTS



WHEN CONDUCTING WORK ON BATTERIES - THE FOLLOWING PPE MUST BE WORN

EYE MASK

EYE PROTECTION

ACID PROOF GLOVE

ACID PROOF OVERALL

RESPIRATORY PROTECTION

FOOT AND LEG PROTECTION

WARNING
ELECTRIC SHOCK

WARNING
SUSPENDED LOADS

FIRE EXTINGUISHERS
PROHIBITED

OPEN FLAMES
PROHIBITED

SMOKING
PROHIBITED

WATER PROHIBITED
AS EXTINGUISHING AGENT

RESPONSIBLE ARTISAN: _____ Tel: _____


RESPONSIBLE FOREMAN: _____ Tel: _____

EMERGENCY TELEPHONE No: _____

SUB-STATION SUBSTASIE

UNAUTHORISED ENTRANCE PROHIBITED
ONGEMAGTIGDE INGANG VERBODE
AKEK-LO OVUINELWE UKUNGENA LAPHA

WARNING
ALARM
WATERSKUIWING



ELECTRICAL SUB-STATIONS PROCEDURE IN CASE OF FIRE

1. IMMEDIATELY NOTIFY THE ENGINEER, FOREMAN ELECTRICIAN OR ELECTRICIAN
2. THE RESPONSIBLE PERSON (ENGINEER, FOREMAN ELECTRICIAN OR ELECTRICIAN) MUST SATISFY HIMSELF THAT THE POWER HAS BEEN CUT OFF AND THEN IMMEDIATELY PUT INTO USE THE FIRE EXTINGUISHERS

WATER MUST NEVER BE USED SHOULD ONE EXTINGUISHER NOT QUENCH THE FIRE COMPLETELY, ANY OTHER FIRE EXTINGUISHER CAN BE TAKEN TO QUENCH THE FIRE. NO POWER MAY BE SWITCHED ON UNTIL AUTHORITY TO DO SO HAS BEEN GIVEN BY THE ENGINEER OR FOREMAN ELECTRICIAN.


RESPONSIBLE ARTISAN: _____ Tel: _____

RESPONSIBLE FOREMAN: _____ Tel: _____

EMERGENCY TELEPHONE No: _____



NO UNAUTHORISED ENTRY BEYOND THIS BARRICADE




R & A 111 337 500

TEL:011-837-5847/011-493-3603

FAX:011-493-3607

PROHIBITORY (Don't)



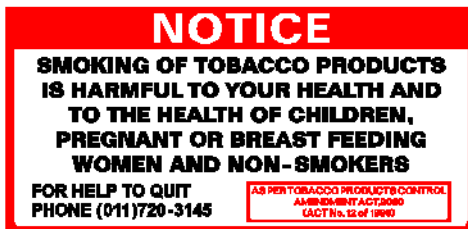
Shape: Circular (annular or disc)
Colour: White & Red Borderline &
oblique diametral line
Pictogram: Black

- PV 1 - Smoking prohibited
- PV 2 - Fire & open flames prohibited
- PV 3 - Thoroughfare for pedestrians prohibited
- PV 4 - Water prohibited as extinguishing agent
- PV 5 - Drinking of this water is prohibited
- PV 6 - Proceeding beyond this point prohibited
- PV 7 - Cycling prohibited
- PV 8 - Carrying of long material prohibited
- PV 9 - Hand trolleys prohibited
- PV 10 - Tractors & fork-lifts prohibited beyond this point
- PV 11 - Use of compressed air to dust body prohibited
- PV 12 - Loose clothing, ties, jewellery & unconfined long hair prohibited
- PV 13 - Dumping prohibited
- PV 14 - No stacking, do not obstruct
- PV 15 - No entry for heavy vehicles
- PV 16 - No entry for vehicles
- PV 17 - Locomotives prohibited beyond this point
- PV 18 - Wearing of safety helmets prohibited
- PV 19 - Carrying of fire-arms prohibited
- PV 20 - Dogs prohibited
- PV 21 - Cameras prohibited
- PV 22 - Alcohol prohibited
- PV 23 - Littering prohibited
- PV 24 - Swimming prohibited
- PV 25 - Fishing prohibited
- PV 26 - Lighters & open flames prohibited
- PV 27 - Cellphone prohibited
- PV 28 - Drain pollution prohibited
- PV 29 - Lifting on fork-lifts prohibited
- PV 30 - Lifting on trolleys prohibited
- PV 31 - Handbags prohibited
- PV 32 - Drilling prohibited
- PV 33 - Grinding prohibited
- PV 34 - Drugs prohibited
- PV 35 - Do not clean or oil while in motion
- PV 36 - No loud music
- PV 37 - No roller skates
- PV 38 - Hard hats prohibited





TPC01 - 500 X 300MM



TPC02 - 600 X 300MM



PV1 - 290 X 290MM



CM131 - 290 X 290MM

INFORMATION (Fire - fighting)



Shape: Square
Colour: White & Red Borderline
Pictogram: Red

- FB 1 - Location of fire-fighting equipment
- FB 2 - Fire extinguisher
- FB 3 - Fire hose
- FB 4 - Fire hydrant
- FB 5 - Fire alarm
- FB 6 - Sprinkler stop valve
- FB 7 - Fire telephone
- FB 8 - Fire pump connection
- FB 9 - Location of fire blanket
- FB 10 - Fire marshal
- FB 13 - Hand held emergency alarm
- FB 14 - Fire Trolley



FB 1



FB 2



FB 3



FB 4



FB 5



FB 6



FB 7



FB 8



FB 9



FB 10



FB 13



FB 14