



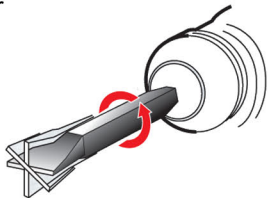
HR2600 Rotary Hammer 26mm



SDS-PLUS Shank

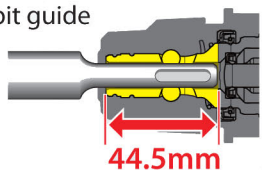
40 Different bit-angle settings

The bit-angle is adjustable without chisel adapter



Minimum bit wobbling

with longer bit guide



Easy depth adjustment

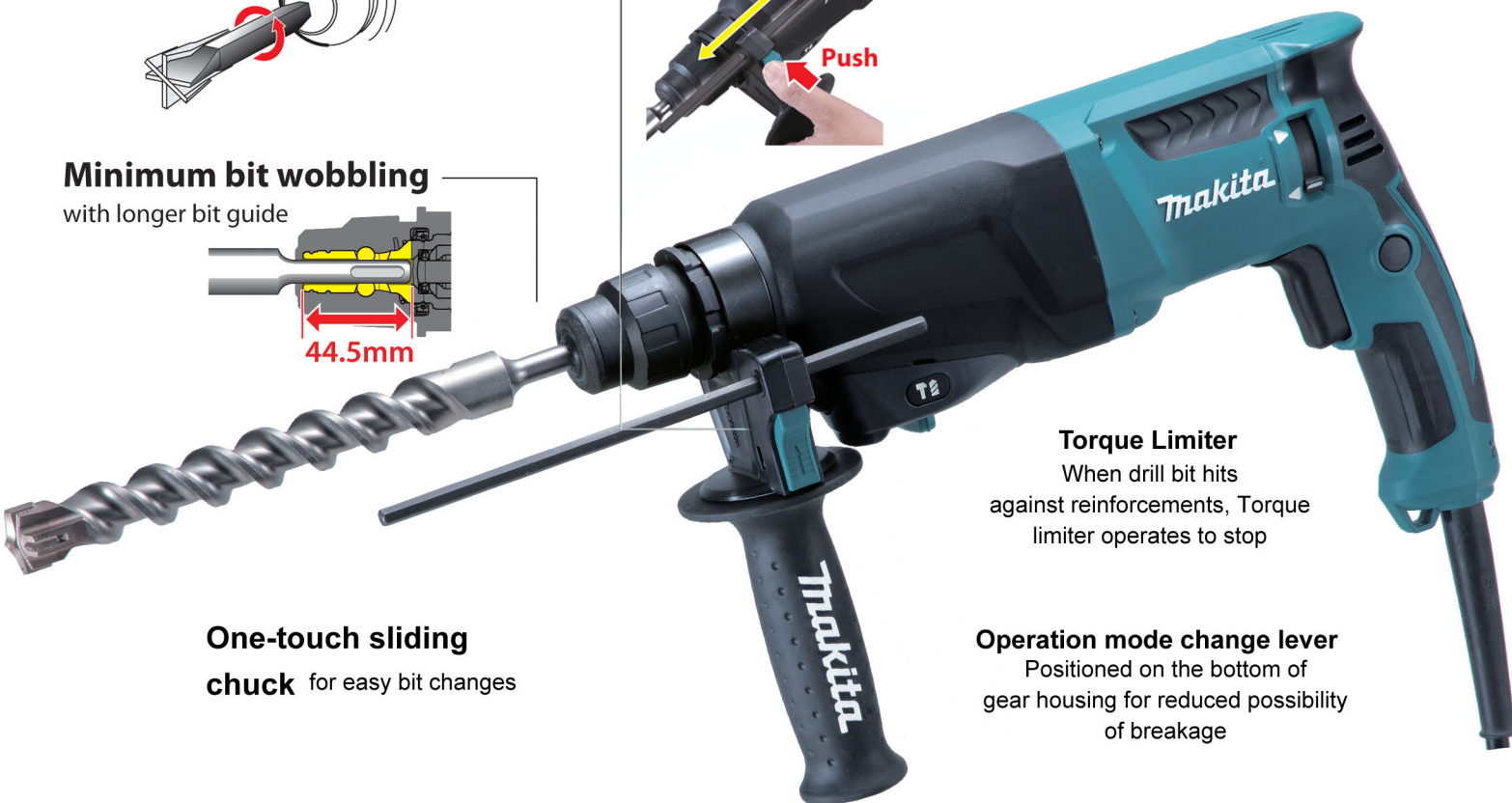

Depth gauge can be adjusted with a single motion.



Rotation reversing system using brush holder unit

Features the following advantages:

- Protects Carbon Brush from foreign dusts and debris.
- Life of Carbon Brush is 2.7 times long as the existing models.
- Same speed and torque even in reverse rotation
- Saves time and labor for repair thanks to simplified wiring.



One-touch sliding chuck for easy bit changes

Torque Limiter


When drill bit hits against reinforcements, Torque limiter operates to stop

Operation mode change lever

Positioned on the bottom of gear housing for reduced possibility of breakage



Rotation with hammering



Rotation (Drill Chuck is option)

Easy-to-grip handle

ergonomically designed to give maximum power thrust

Rubberized soft grip

provides more comfort and control.



HR2600 Rotary Hammer (2 mode) Adapted for SDS-PLUS bits

325

- Double Insulation
- Variable Speed
- Reversing
- SDS-PLUS Shank
- Torque Limiter
- Carrying Case



Standard Equipment : Side Grip, Depth Gauge
(Tool does not come with bit.)

Items of standard equipment and specifications may vary by country or area.
*weight according to EPTA-Procedure 01/2003

| 2 Modes | |
|--------------------------|-----------------|
| Continuous rating input | 800W |
| Capacity | Concrete : 26mm |
| | Steel : 13mm |
| | Wood : 32mm |
| Impacts per minute (ipm) | 0 - 4,600 |
| No load speed (r/min) | 0 - 1,200 |
| Dimensions (L x W x H) | 361x77x209mm |
| Net weight* | 2.8kg |
| Power supply cord | 4.0m |